

WELCOME

to today's English lesson

Tuesday 26th January
Vocabulary



Tuesday 26th January

Vocabulary

Good morning, Year 3.

How did you get on yesterday learning all about woolly mammoths?


We are going to be continuing with our new story called **'How to wash a woolly mammoth'**. It is a very funny story that I'm sure you will enjoy.

Please watch the video of me reading the story to help you with today's lesson (link on the website).

Today, we are going to be answering some questions about the story and then thinking about some key vocabulary that is in the story.



Love

Miss Robertson xxx








Activity 1: Read through the following questions. How would you answer them? I would LOVE to hear your ideas.



1. Would it be hard to get a mammoth into the bath? Why?
2. How would YOU get the mammoth into the bath?
3. What tools/ equipment would you use to wash the woolly mammoth?



Activity 1: These are my answers to the questions.



Special
mammoth
crane



1. Would it be hard to get a mammoth into the bath? Why?


Yes, very hard, because most animals hate baths and woolly mammoths are very, very heavy.

2. How would YOU get the mammoth into the bath?

I think I would use a heavy duty crane like the girl in the story.

3. What tools/ equipment would you use to wash the woolly mammoth?

I would use a hose pipe, some sweet smelling special mammoth shampoo and a extra large sponge.



Today, we are going to think about some words that will help us to improve our writing over the next few weeks.

We are also going to be thinking about synonyms
(different words for the same word e.g. a synonym of strong would be sturdy).

One way that we can work out the meaning of a word is to use **context**. This means that we look carefully at how it is used in a sentence.

Have a look at my example:

It is not an easy thing to clean woolly mammoths.
Woolly mammoths are quite BIG and wool is *notoriously* tricky to clean.



**What does
notoriously
mean?**

So, I know that woolly mammoths are big and difficult to clean. I also know that wool is very thick and can get knotted. *I think notoriously means 'well known for' or 'famous for'.*

I can check if I'm right by putting one of those synonyms back into the sentence.



Activity 2: Read through the sentences below carefully. In each sentence, there will be a tricky word in red (a word that you might not know the meaning of). Using the information on the next page, match the tricky word to the definition and picture. Use my example on the next page to help you too 😊 There is also a template if you need it.


Sentences:

1. Woolly mammoths are **gargantuan** creatures.
2. When there is lots of bubble bath in the tub, there can be lots of **froth**.
3. One way to trap a woolly mammoth would be to use a **robust** crane.
4. You have to be very **cautious** when you approach a woolly mammoth.
5. Woolly mammoths are **notorious** for being tricky to clean.
6. When mammoths are washed, they can be very **fragrant**.

Challenge: Can you use each word in a sentence of your own?

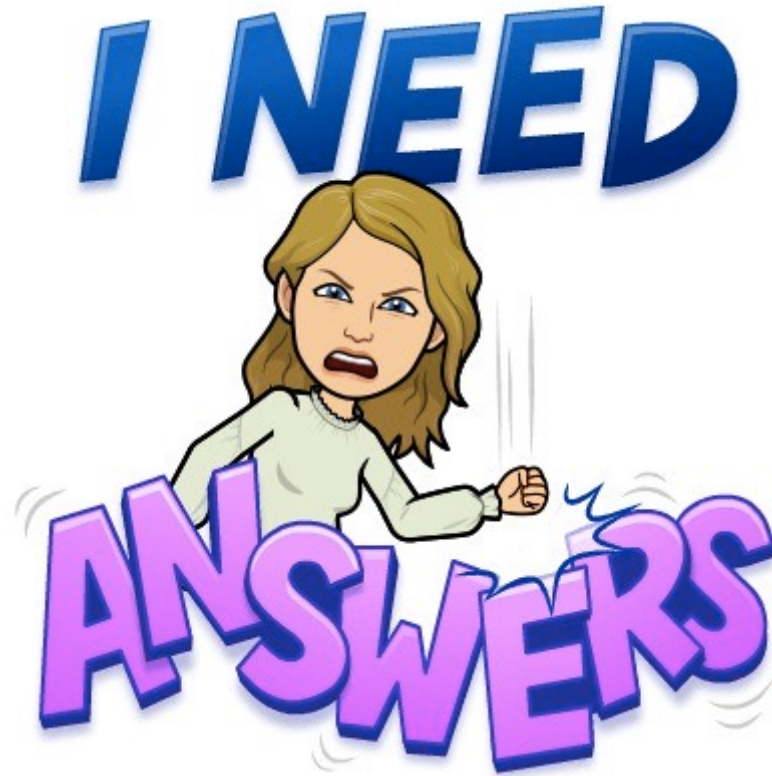
Miss Robertson's example: Woolly mammoths are **gargantuan** creatures. Gargantuan means enormous or huge. I would choose this picture 1 because it shows an enormous sandwich that is taller than a human!

gargantuan	sweet smelling
froth	famous for/ known for
robust	be careful
cautious	very strong
notorious	enormous/ huge
fragrant	lots of small bubbles









Vocabulary:

Word:	Definition:	Picture:
gargantuan		
froth		
robust		
cautious		
notorious		
fragrant		



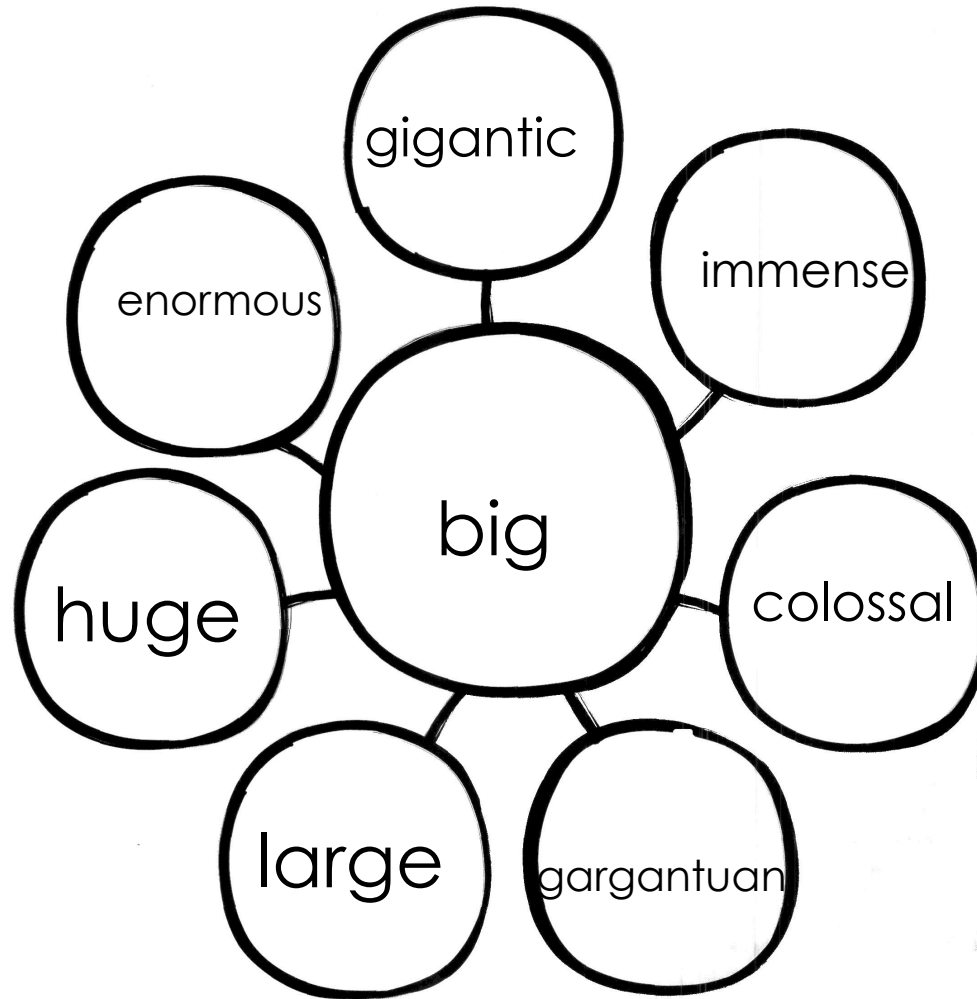
**Answers are coming up on the next slide.
No peeking until you have completed the
questions 😊**



Word:	Definition:	Picture:
gargantuan	enormous/ huge	1. 
froth	lots of small bubbles	3. 
robust	very strong	2. 
cautious	be careful	5. 
notorious	famous for/ known for	4. 
fragrant	sweet smelling	6. 

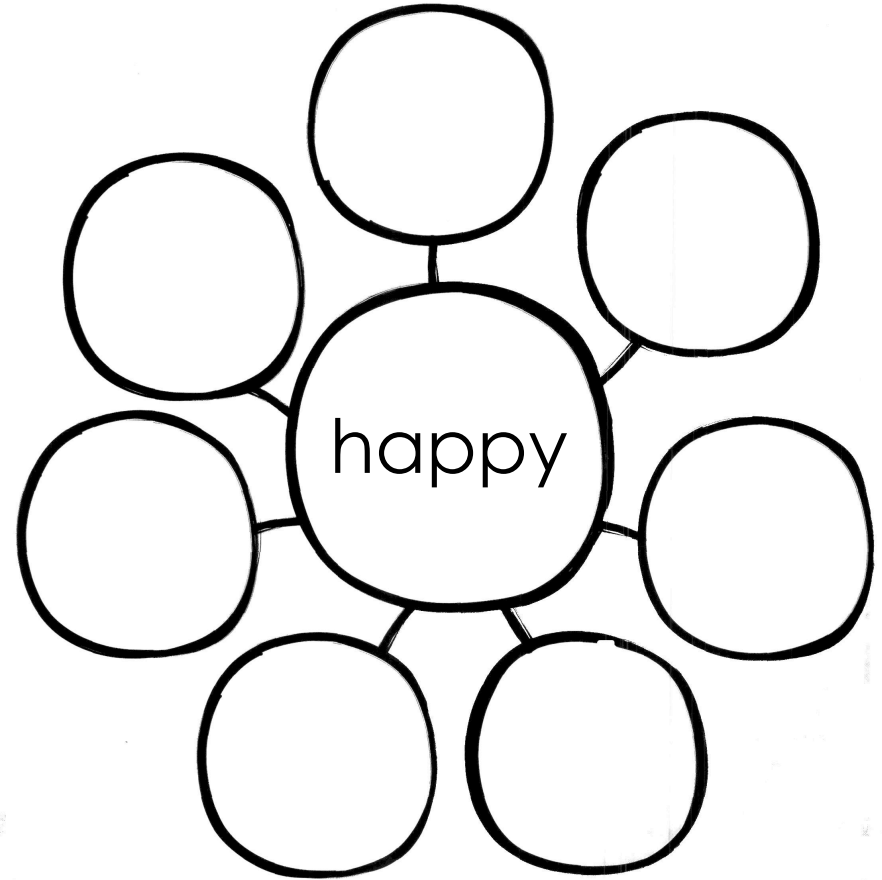



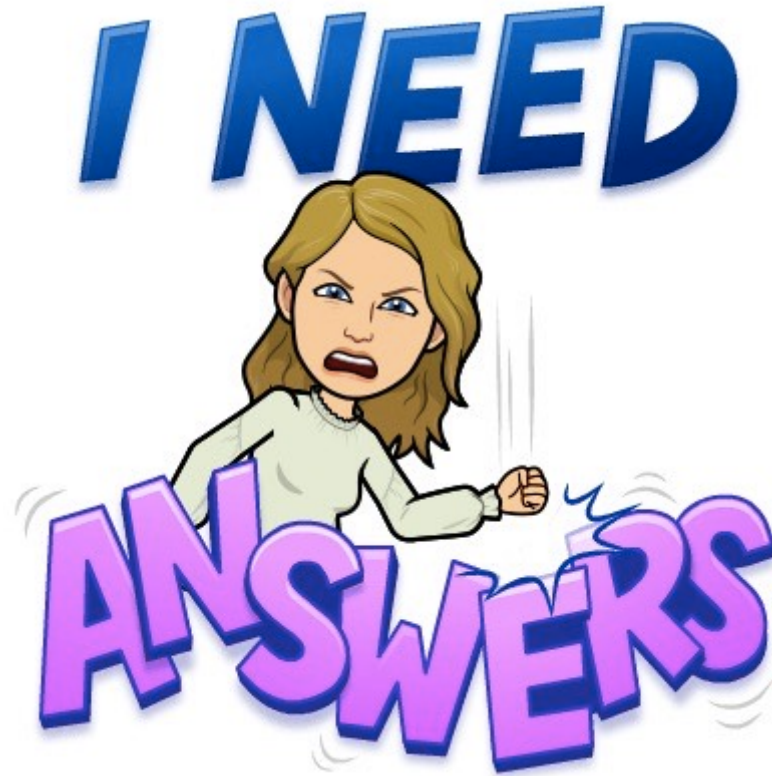
When we are writing, it is important to use interesting vocabulary rather than always using the same words. One way that we can think about different words is to use a **word web**. Look at my word web for 'big'. I have thought of lots of synonyms that will make my writing more interesting.





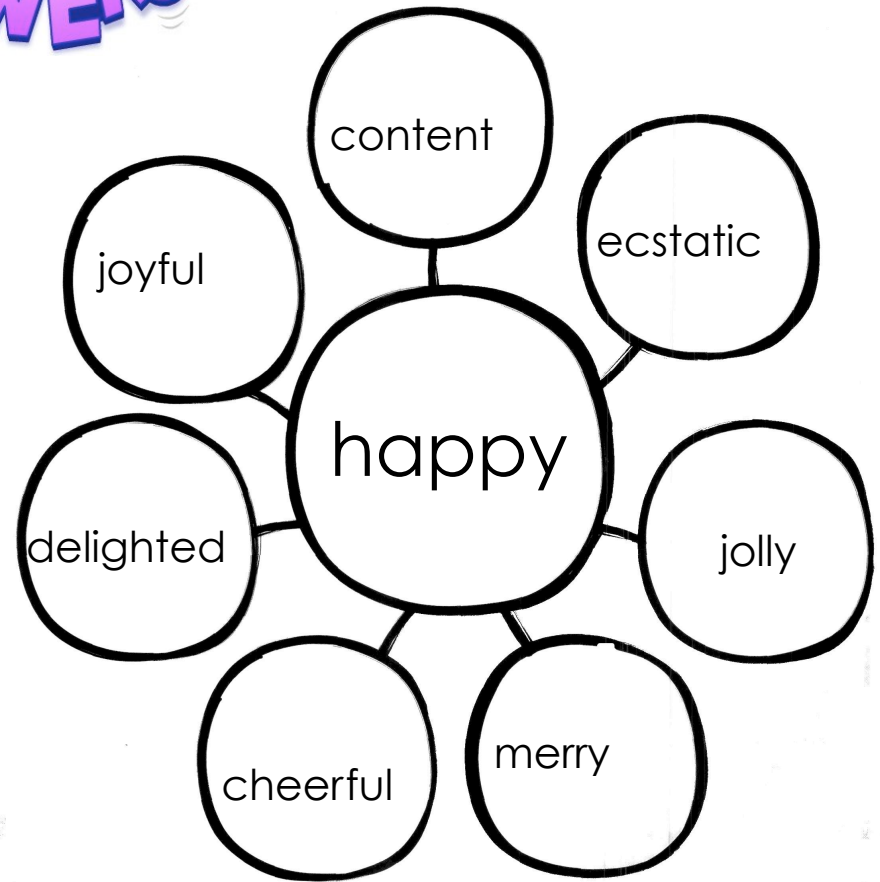
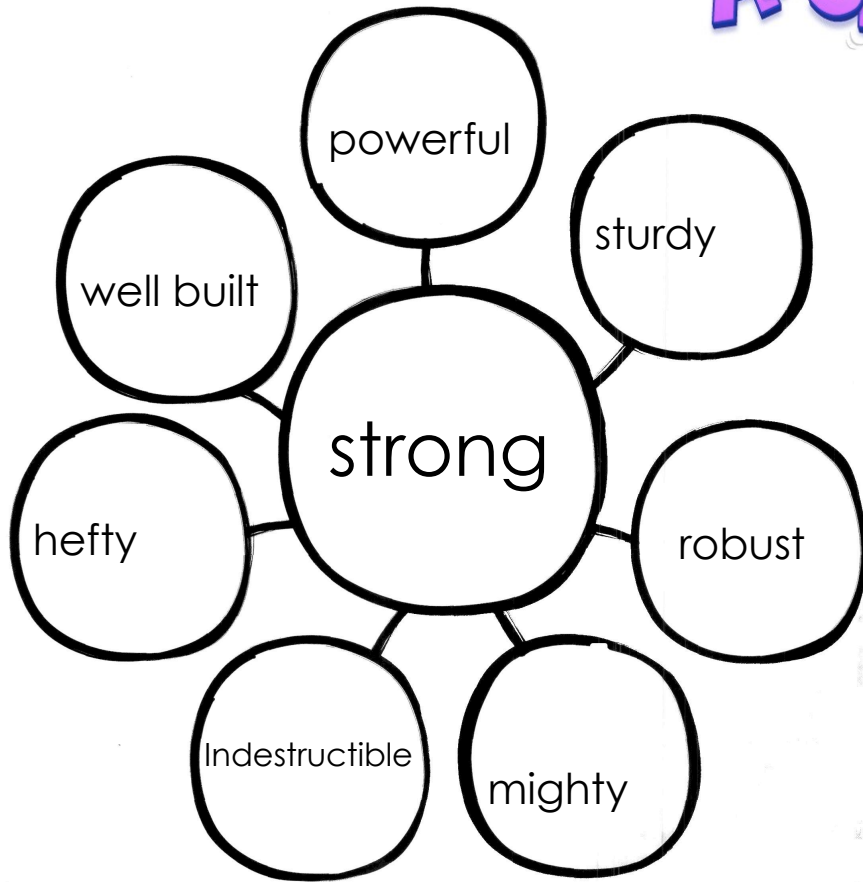

Activity 3: How many synonyms can you think of for these words?
Complete the word webs with as many words you can think of.
Please don't worry if you can't fill every space.





**Answers are coming up on the next slide.
No peeking until you have completed the
questions 😊**

I NEED



Challenge/ optional task: Create a special 'fast poem' all about mammoths.

Use my example below to help you. Can you follow the same format that I have used and include interesting adjectives and verbs?

Mammoth

noun

Woolly and indestructible

2 adjectives

Roaming, wandering, plodding and travelling

4 verbs



Thank you for working so hard.

Please send in any photos of your work or any questions you have to yearthree@st-jo-st.dudley.sch.uk

It is always a pleasure to see all of your work.

